

We learn from history





Erasmus+

Baroque



Stredná umelecká škola Ladislava Bielika, Levice



Stredná odborná škola, Jesenského 1, Nové Zámky

Dress

Inspiration

The main starting point for our work became a Baroque burgher clothing in the Netherlands, specifically a part of the clothing - white, horizontal collar complemented by a rich lace. This element sets in apparel around a half of 17th century and it became a part of bourgeois clothing in Europe.



Obr. 1 Portrait of a Young Woman, 1663, Gerard ter Borch



Erasmus+

Inspiration by Rembrandt pictures.



Obr. 2 Portrait of Amalia van Solms, 1632, Rembrandt



Obr. 3 Portrait of a Young Woman, 1633, Rembrandt



Obr. 4 Portrait of Maria Trip, 1639, Rembrandt



Realization of clothes

In implementing of the collar, the author tried to come to his pure design solution without creasing. Like a work of art, it has a clean, solid shape but it casually falls on your shoulders as well.



Obr. 5



Obr. 6



Obr. 7



Erasmus+

We deliberately suppressed Baroque richness of details and decorative elements to excel a main decorative idea - a collar, and in order to preserve the character of the Dutch clothing - sober, rational, well impressive and timelessly casual.



Obr. 8



Obr. 9



Obr. 10



Erasmus+

The upper part of the model consists of loose-fitting white blouse, referring to the Baroque male shirt, loosely replicated by the collar over the shoulders, lined with large airy lace.



Obr. 12



Obr. 11



Erasmus+

The lower part of the model creates the skirt of the current cut and shape. It has a bell-shaped configuration and it consists of several layers of different materials, which points to the baroque delight in variety of materials and combinations thereof.



Obr. 14



Obr. 13



Erasmus+

In the selection of materials there was a priority in color effect and a suitable combination of materials which are merging, droopy, heavy and solid. The color scheme was based on a combination of Baroque which is typical - white, black and gold - which we completed by copper, yellow-green and deep red colour.



Obr. 15 Catrina van Luenink, Gerard ter Borch



Obr. 16



Obr. 17



Silhouette of the model - X - clearly refers to the current women's clothing.



Obr. 18



Obr. 19



Hair

Baroque was one of the most interesting historical periods from the point of view of hair experts. Hairstyle came through rapid development from the simple one to the crazy uncomfortable one. It was decorated by lace, pearls, feathers, ribbons, flowers, stuffed animals even statues. People's hair was not enough mostly so they started to use hairpieces or wigs either from human hair or animal hair.



Obr. 20



Obr. 21



Obr. 22



Hair

We adapted the hairstyle to the line and material of the clothes design. We were inspired mostly by the portraits of aristocratic women of the Hungarian Empire from the early baroque period. We wanted to show the connection between Hungarian and French baroque as France was the leader in the area of fashion.



Obr. 23



Erasmus+

Women wore low hairstyle with crossed or circled path in the early period of baroque.

The forehead was combed with a fringe or waves and spiral curls / locks formed the sides of the head. Hair on the tulle was either twisted into a bun or combed back.

Pins, hairnet, ribbons and lace were used for strengthening the hairstyle and feathers and jewellery for decorating it.



Obr. 24



Obr. 25



Obr. 26




Obr. 27



Erasmus+

Baroque curls were made by shaped wooden spindle or „hot iron”. Today we replace them by hair curlers or curling iron.




Obr. 28



Obr. 29



Obr. 30



Obr. 31




Erasmus+

After curling the hair by curlers, we parted the model's hair, combed back the forehead and fixed every single curl on the sides. We also used decorative hairclip.



Obr. 32



Obr. 33



Erasmus+


We prepared alternative hairstyle with the technique of ironing as well.



Obr. 34



Obr. 35



Obr. 36



Erasmus+



Obr. 37



Obr. 38



Erasmus+

Final photography





Erasmus+





Erasmus+



Thank you for your attention.

Použitá literatúra

KYBALOVÁ, Ludmila: Barok a rokoko. Praha: Nakladatelství Lidové noviny, 2000. ISBN 80-7106-144-1

MÓZSIOVÁ, O.- BOHATOVÁ, A.: Dejiny odievania. Bratislava: SPN-Mladé letá, s.r.o., 2007. ISBN 978-80-10-01142-1

Zdroje obrázkov

Obr.1: <https://thepragmaticcostumer.wordpress.com/tag/stomacher/>

Obr. 2, 3, 4: https://en.wikipedia.org/wiki/List_of_paintings_by_Rembrandt

Obr. 5, 6, 7, 8, 9, 10, 11: Z archívu školy SUŠ Ladislava Bielika, Levice

Obr. 12: <https://www.pinterest.com/pin/347480927471468939/>

Obr. 13, 14: Z archívu školy SUŠ Ladislava Bielika, Levice

Obr. 15: <https://www.pubhist.com/person/165/gerard-ter-borch>

Obr. 16: <https://thepragmaticcostumer.wordpress.com/tag/puritans/>

Obr. 17, 18: Z archívu školy SUŠ Ladislava Bielika, Levice

(všetky použité obrázky okrem fotografií z archívu školy, boli prístupné na internete 1. 12. 2015)